




Electronics



Electronics



Electronics

a desktop
(computer)

Top Notch 1, Unit 5, page 50

Copyright © 2011 by Pearson Education, Inc. Permission granted to reproduce for classroom use.

a laptop
(computer)

Top Notch 1, Unit 5, page 50

Copyright © 2011 by Pearson Education, Inc. Permission granted to reproduce for classroom use.

an earphone

Top Notch 1, Unit 5, page 50

Copyright © 2011 by Pearson Education, Inc. Permission granted to reproduce for classroom use.

Cut or Fold

Electronics



Electronics



Electronics



a GPS

Top Notch 1, Unit 5, page 50

Copyright © 2011 by Pearson Education, Inc. Permission granted to reproduce for classroom use.

a DVD player

Top Notch 1, Unit 5, page 50

Copyright © 2011 by Pearson Education, Inc. Permission granted to reproduce for classroom use.

a flash drive

Top Notch 1, Unit 5, page 50

Copyright © 2011 by Pearson Education, Inc. Permission granted to reproduce for classroom use.

Cut or Fold



Electronics



Electronics



Electronics

a digital
camera

Top Notch 1, Unit 5, page 50

Copyright © 2011 by Pearson Education, Inc. Permission granted to reproduce for classroom use.

headphones

Top Notch 1, Unit 5, page 50

Copyright © 2011 by Pearson Education, Inc. Permission granted to reproduce for classroom use.

a projector

Top Notch 1, Unit 5, page 50

Copyright © 2011 by Pearson Education, Inc. Permission granted to reproduce for classroom use.

Cut or Fold



Electronics



Electronics



Electronics

an MP3 player

a camcorder

speakers

Copyright © 2011 by Pearson Education, Inc. Permission granted to reproduce for classroom use.

Copyright © 2011 by Pearson Education, Inc. Permission granted to reproduce for classroom use.

Copyright © 2011 by Pearson Education, Inc. Permission granted to reproduce for classroom use.

Top Notch 1, Unit 5, page 50

Top Notch 1, Unit 5, page 50

Top Notch 1, Unit 5, page 50

Cut or Fold

broken

Copyright © 2011 by Pearson Education, Inc. Permission granted to reproduce for classroom use.

obsolete

Copyright © 2011 by Pearson Education, Inc. Permission granted to reproduce for classroom use.

up-to-date

Copyright © 2011 by Pearson Education, Inc. Permission granted to reproduce for classroom use.

Cut or Fold

Replacing products

Replacing products

Replacing products

doesn't work

hard to use because the
technology is old

uses new or recent
technology



defective

Copyright © 2011 by Pearson Education, Inc. Permission granted to reproduce for classroom use.

a smart phone

Copyright © 2011 by Pearson Education, Inc. Permission granted to reproduce for classroom use.

a cell phone /
a mobile phone

Copyright © 2011 by Pearson Education, Inc. Permission granted to reproduce for classroom use.

Cut or Fold

Replacing products

More electronics

More electronics

not good; badly
designed and/or
manufactured



a scanner

Top Notch 1, Unit 5, page 53

a photocopier

Top Notch 1, Unit 5, page 53

a fax machine

Top Notch 1, Unit 5, page 53

Copyright © 2011 by Pearson Education, Inc. Permission granted to reproduce for classroom use.

Copyright © 2011 by Pearson Education, Inc. Permission granted to reproduce for classroom use.

Copyright © 2011 by Pearson Education, Inc. Permission granted to reproduce for classroom use.

More electronics



More electronics



More electronics



Cut or Fold

Household appliances and machines



a food
processor

Top Notch 1, Unit 5, page 54

Copyright © 2011 by Pearson Education, Inc. Permission granted to reproduce for classroom use.

Household appliances and machines



a hair dryer

Top Notch 1, Unit 5, page 54

Copyright © 2011 by Pearson Education, Inc. Permission granted to reproduce for classroom use.

Household appliances and machines



a pressure
cooker

Top Notch 1, Unit 5, page 54

Copyright © 2011 by Pearson Education, Inc. Permission granted to reproduce for classroom use.

Cut or Fold



**Household appliances
and machines**



**Household appliances
and machines**



**Household appliances
and machines**

Cut or Fold

a dishwasher

Copyright © 2011 by Pearson Education, Inc. Permission granted to reproduce for classroom use.

Top Notch 1, Unit 5, page 54

a rice cooker

Copyright © 2011 by Pearson Education, Inc. Permission granted to reproduce for classroom use.

Top Notch 1, Unit 5, page 54

a coffee maker

Copyright © 2011 by Pearson Education, Inc. Permission granted to reproduce for classroom use.

Top Notch 1, Unit 5, page 54

a fan

Copyright © 2011 by Pearson Education, Inc. Permission granted to reproduce for classroom use.



a stove


Copyright © 2011 by Pearson Education, Inc. Permission granted to reproduce for classroom use.



Cut or Fold

an oven

Copyright © 2011 by Pearson Education, Inc. Permission granted to reproduce for classroom use.



**Household appliances
and machines**

**Household appliances
and machines**

**Household appliances
and machines**

a juicer

Top Notch 1, Unit 5, page 54

a washing
machine

Top Notch 1, Unit 5, page 54

a dryer

Top Notch 1, Unit 5, page 54

Copyright © 2011 by Pearson Education, Inc. Permission granted to reproduce for classroom use.

Copyright © 2011 by Pearson Education, Inc. Permission granted to reproduce for classroom use.


Copyright © 2011 by Pearson Education, Inc. Permission granted to reproduce for classroom use.

Cut or Fold


**Household appliances
and machines**



**Household appliances
and machines**



**Household appliances
and machines**



a blender

Top Notch 1, Unit 5, page 54

a freezer

Top Notch 1, Unit 5, page 54

a refrigerator /
a fridge

Top Notch 1, Unit 5, page 54

Copyright © 2011 by Pearson Education, Inc. Permission granted to reproduce for classroom use.

Copyright © 2011 by Pearson Education, Inc. Permission granted to reproduce for classroom use.


Copyright © 2011 by Pearson Education, Inc. Permission granted to reproduce for classroom use.

Cut or Fold


**Household appliances
and machines**



**Household appliances
and machines**



**Household appliances
and machines**





**Household appliances
and machines**



**Household appliances
and machines**



**Household appliances
and machines**

Cut or Fold

Copyright © 2011 by Pearson Education, Inc. Permission granted to reproduce for classroom use.

a microwave

Top Notch 1, Unit 5, page 54

Copyright © 2011 by Pearson Education, Inc. Permission granted to reproduce for classroom use.

**a vacuum
cleaner**

Top Notch 1, Unit 5, page 54

Copyright © 2011 by Pearson Education, Inc. Permission granted to reproduce for classroom use.

**an
air-conditioner**

Top Notch 1, Unit 5, page 54

won't open

Copyright © 2011 by Pearson Education, Inc. Permission granted to reproduce for classroom use.

won't close

Copyright © 2011 by Pearson Education, Inc. Permission granted to reproduce for classroom use.

won't turn on

Copyright © 2011 by Pearson Education, Inc. Permission granted to reproduce for classroom use.

Cut or Fold

**Ways to state
a problem**



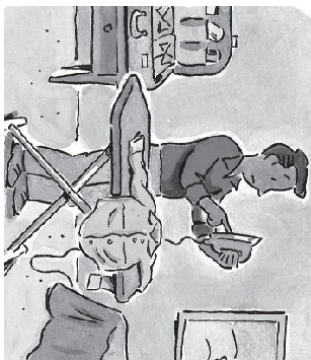
The window ____.

**Ways to state
a problem**



The window ____.

**Ways to state
a problem**



The iron ____.

won't turn off

making a
funny sound

won't flush

Copyright © 2011 by Pearson Education, Inc. Permission granted to reproduce for classroom use.

Copyright © 2011 by Pearson Education, Inc. Permission granted to reproduce for classroom use.

Copyright © 2011 by Pearson Education, Inc. Permission granted to reproduce for classroom use.

Cut or Fold

**Ways to state
a problem**

**Ways to state
a problem**

**Ways to state
a problem**



The air-conditioning ____.

The fridge is ____.

The toilet ____.

is clogged

Copyright © 2011 by Pearson Education, Inc. Permission granted to reproduce for classroom use.

**Ways to state
a problem**



The sink ____.